

RELIANT

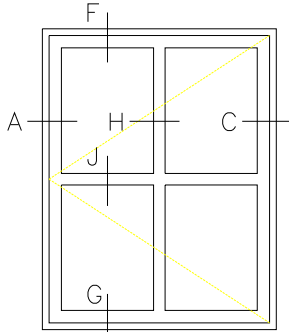
HR4500-OC_{SERIES}

Typical Exterior Elevations

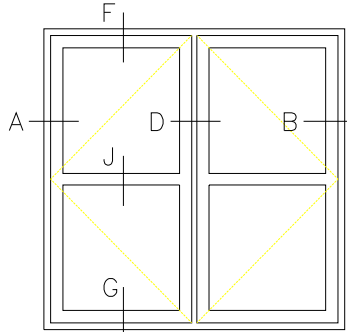
OUTSWING CASEMENTS / FIXED

Scale: Not To Scale

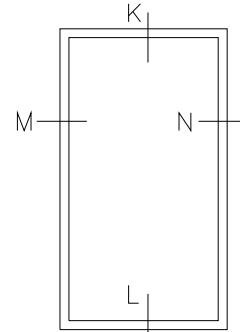
PAGE 1 OF 8



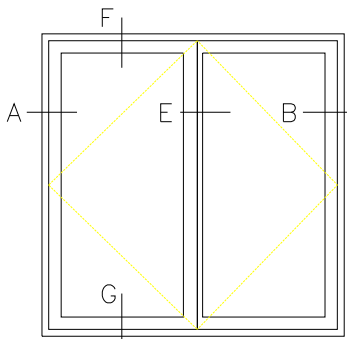
HR4522-OC



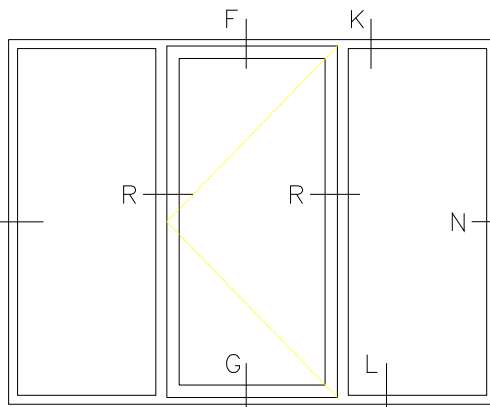
HR4522-DB-OC



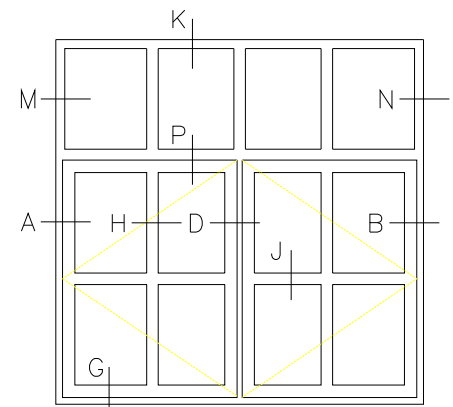
HR4511-FX



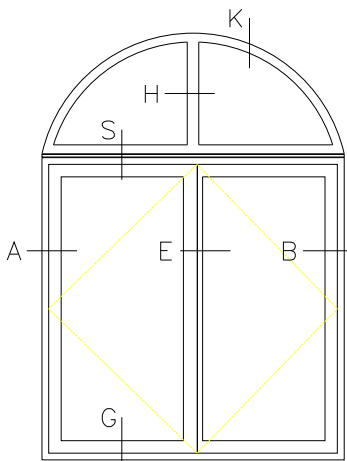
HR4521-FR-OC



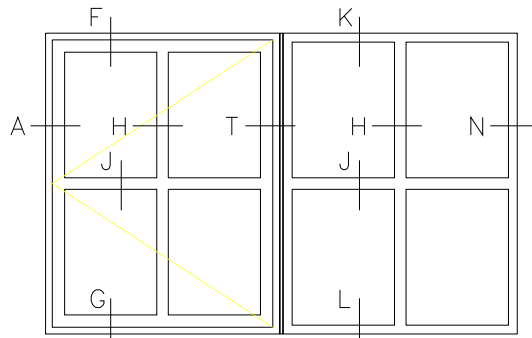
HR4531-OC-FX



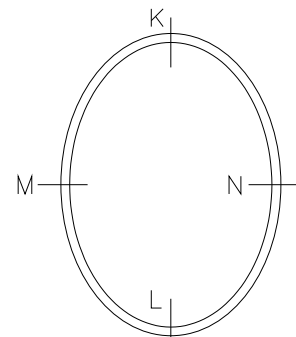
HR4543-DB-OC-FX



HR4522-FR-OC-FX ARCH



HR4542-OC-FX



HR4511-FX OVAL



OPTIMUM WINDOW

28 Canal Street, Ellenville, NY 12428
Phone (845) 647-1900

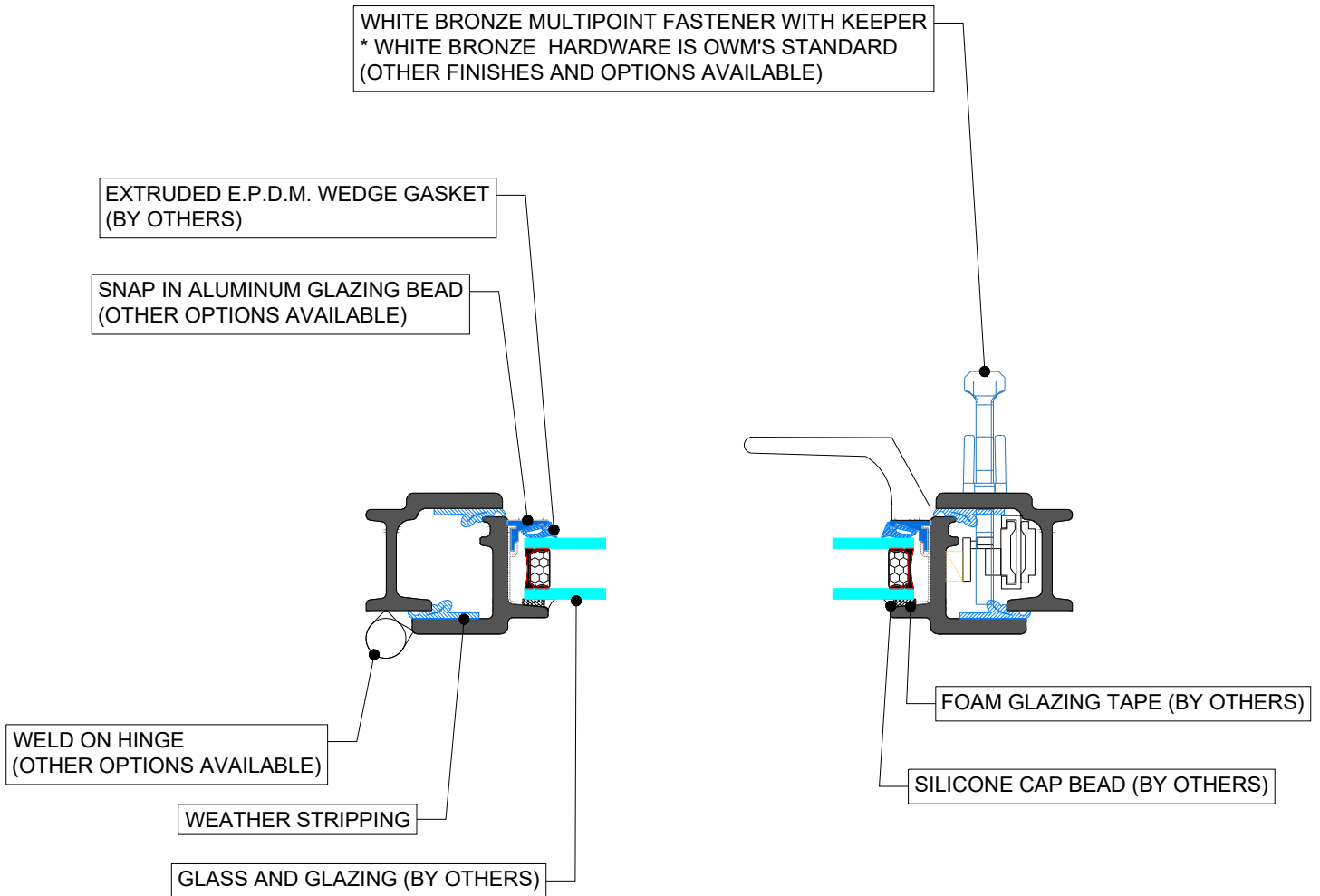
HR4500 2018

RELIANT HR4500-OC_{SERIES}

Typical Details

OUTSWING CASEMENTS / FIXED
Scale: Half Scale

PAGE 2 OF 8



28 Canal Street, Ellenville, NY 12428
Phone (845) 647-1900

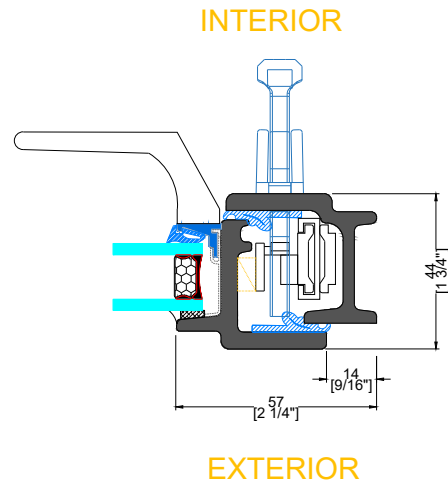
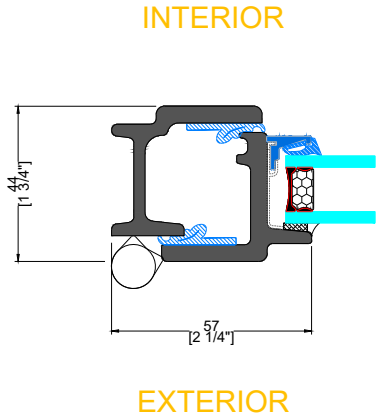
HR4500 2018

RELIANT HR4500-OC_{SERIES}

Typical Details

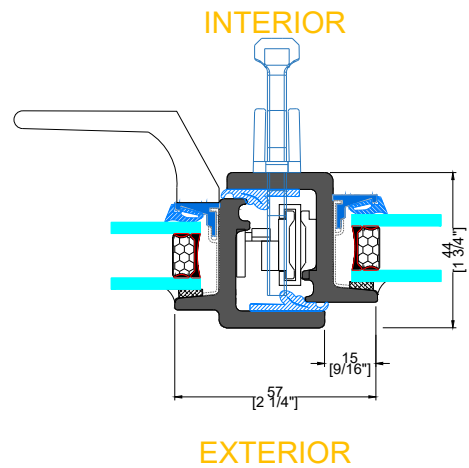
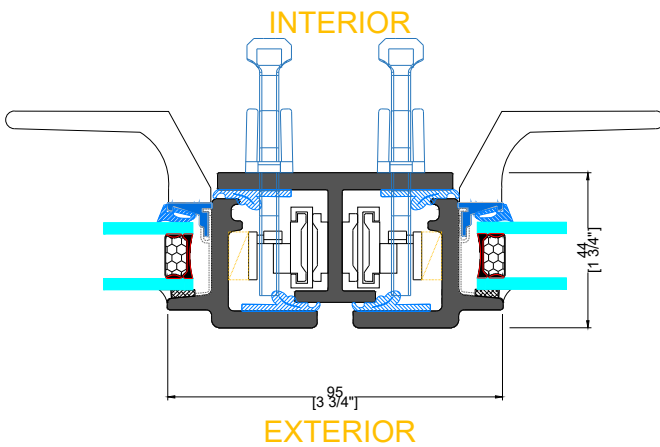
OUTSWING CASEMENTS / FIXED
Scale: Half Scale

PAGE 3 OF 8



A&B TYPICAL HINGED JAMB

C TYPICAL LOCKING JAMB



D TYPICAL MEETING RAIL

E TYPICAL FRENCH MEETING RAIL



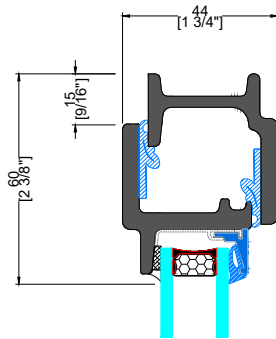
RELIANT HR4500-OC_{SERIES}

Typical Details

OUTSWING CASEMENTS / FIXED
Scale: Half Scale

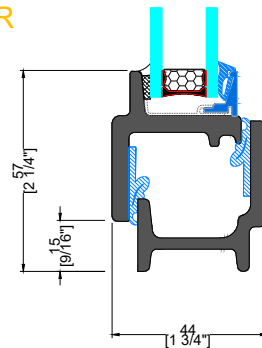
PAGE 4 OF 8

EXTERIOR



INTERIOR

EXTERIOR



INTERIOR

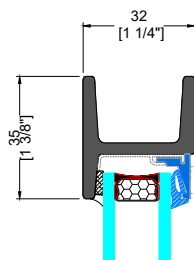
F

TYPICAL HEAD

G

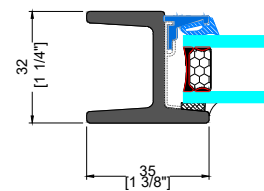
TYPICAL SILL

EXTERIOR



INTERIOR

INTERIOR



EXTERIOR

K&L

TYPICAL FIXED HEAD & SILL

M&N

TYPICAL FIXED JAMB



28 Canal Street, Ellenville, NY 12428
Phone (845) 647-1900

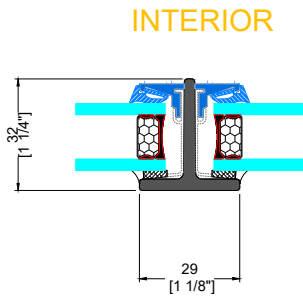
HR4500 2018

RELIANT HR4500-OC_{SERIES}

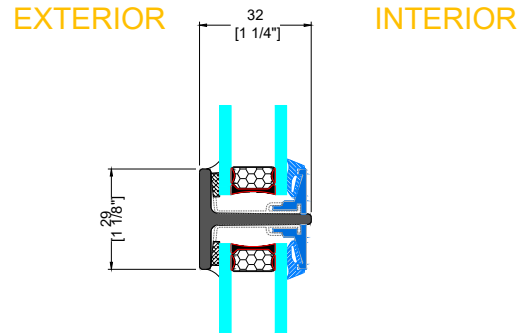
Typical Details

OUTSWING CASEMENTS / FIXED
Scale: Half Scale

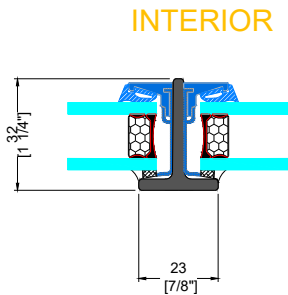
PAGE 5 OF 8



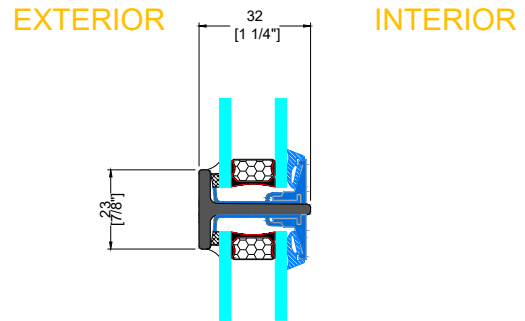
H TYPICAL VERTICAL MUNTIN



J TYPICAL HORIZONTAL MUNTIN



E SMALL VERTICAL MUNTIN



F SMALL HORIZONTAL MUNTIN



RELIANT HR4500-OC_{SERIES}

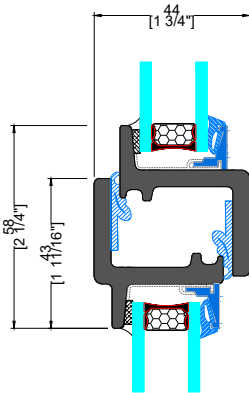
Typical Details

OUTSWING CASEMENTS / FIXED
Scale: Half Scale

PAGE 6 OF 8

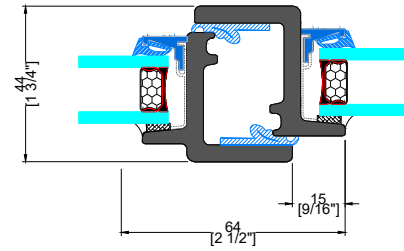
EXTERIOR

INTERIOR



P TYPICAL HEAD
W/ TRANSOM

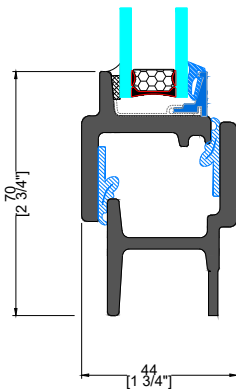
INTERIOR



EXTERIOR

R TYPICAL JAMB
W/ SIDELITE

INTERIOR



EXTERIOR

1 TYPICAL
LONG LEG FRAME



28 Canal Street, Ellenville, NY 12428
Phone (845) 647-1900

HR4500 2018

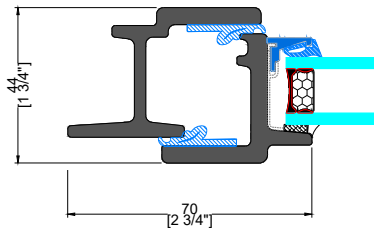
RELIANT HR4500-OC_{SERIES}

Typical Details

INSWING CASEMENTS / FIXED
Scale: Half Scale

PAGE 7 OF 8

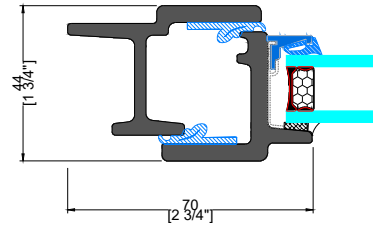
INTERIOR



EXTERIOR

1 TYPICAL JAMB
EXTERIOR FLANGE

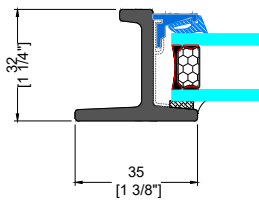
INTERIOR



EXTERIOR

2 TYPICAL JAMB
INTERIOR FLANGE

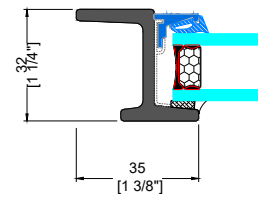
INTERIOR



EXTERIOR

3 TYPICAL FIXED
EXTERIOR FLANGE

INTERIOR



EXTERIOR

4 TYPICAL FIXED
INTERIOR FLANGE



28 Canal Street, Ellenville, NY 12428
Phone (845) 647-1900

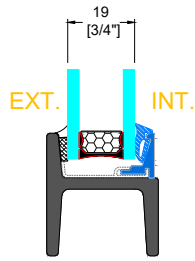
HR4500 2018

RELIANT HR4500-OC_{SERIES}

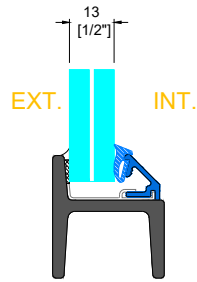
GLAZING OPTIONS

SCALE: 1:2

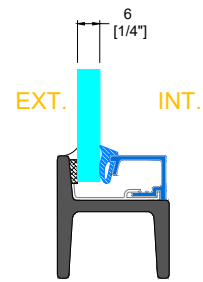
PAGE 8 OF 8



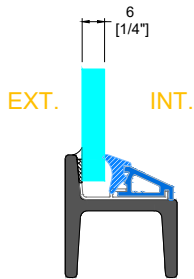
GB-05
GLAZING BEAD



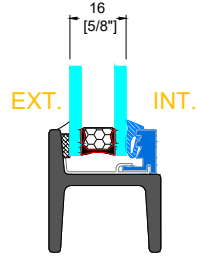
GB-04
GLAZING BEAD



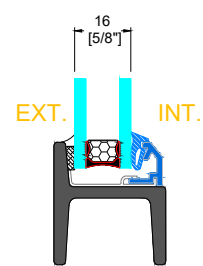
GB-06
GLAZING BEAD



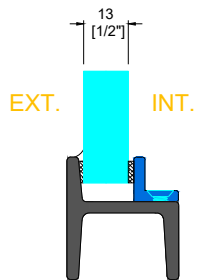
GB-16
GLAZING BEAD



GB-13
GLAZING BEAD



GB-12
GLAZING BEAD



GB-18X
GLAZING BEAD



28 Canal Street, Ellenville, NY 12428
Phone (845) 647-1900

HR4500 2018